



quick start guide

What's in the box?

- > Cue vaping device
- > One e-liquid cartridge
- > USB charging cord
- > One “Buddy Tip” for sharing CUE
- > This Quick Start Guide

Getting started

① Charge the CUE device

When the light turns green, the battery is fully charged.

② Unpack the e-liquid cartridge

Remove cartridge from the foil pack, remove the three plugs (A, B, & C) and silicone cover (D) as shown in Figure 1.

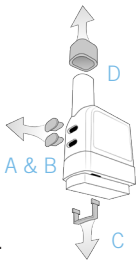


FIGURE 1

③ Insert e-liquid cartridge

Insert e-liquid cartridge into the Cue device at a slight angle, and push mouthpiece towards the device until it clicks into place. (Figure 2)

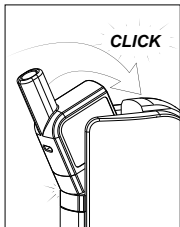


FIGURE 2

Getting started

④ Turn on CUE

Rapidly click the button five times to turn device on or off. The light will flash to indicate it is on. (Figure 3)

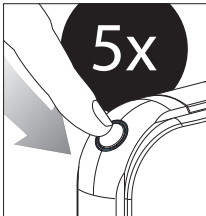


FIGURE 3

⑤ Start Vaping

For first time vapers, press and hold the button for a few seconds while taking a short draw, then exhale the vapor. Start slow, and experiment with longer and shorter draws until you find what works best for you.

Vaping tips

- > Be mindful of non-vapers. Please follow local vaping restrictions
- > Recharge the CUE at any time, even while vaping.
- > If you prefer less or warmer vapor, decrease the airflow in the cartridge by covering an air hole with a finger or reinserting one of the plugs.
- > Do not cover both air holes, as CUE will stop working.

- > When traveling by air, the air pressure changes may cause e-liquid cartridges to leak if plugs have been removed.
- > Please keep all e-liquid cartridges and device accessories away from children and pets as they can present a choking hazard and may contain nicotine.
- > Dry mouth or slight throat irritation can be a minor side effect. Drink plenty of water.

Vaping tips

- > Change the e-liquid cartridge as often as you like. Store unopened or partially used tanks in a dark, cool place, away from children and pets.
- > Your Cue Vapor System comes with a “Buddy Tip”. This silicone tip fits onto the mouthpiece of your Cue e-liquid cartridge and allows you to share hygienically your Cue with other adults. This tip is not required for normal use.

It's normal

The “Popping” Noise

Sometimes, the e-liquid cartridge makes a loud popping or crackling sound when it first activates, especially if your tank is new or has not been used for a while. This sound is simply the eLiquid heating up around the coil.

Heat at the bottom of the e-liquid cartridge

The internal coil heats to create vapor and will also heat the area around it. If holding CUE becomes uncomfortable, pause longer between draws.

Charging indicator light

The light ring around the firing button is a charge indicator that reports remaining battery life.

LIGHT COLOR

 GREEN

 WHITE

 RED

 FLASHING

BATTERY REMAINING

100% to 75%

75% to 25%

25% to 10%

Less than 10%

Cue Refills

Replacement e-liquid cartridges can be purchased at select retail stores and online at CueVapor.com.

WARNINGS

- > Always unplug the charger from the power supply before cleaning your device
- > Be careful to not let liquid or dust get into the Device.
- > Keep the Device out of reach of children.
- > Avoid improper operation.
- > Avoid making skin contact with the e-liquid that contains nicotine.
- > If you experience an adverse reaction, reduce the strength of your nicotine, or switch to “ZERO” nicotine. If problems persist, discontinue use of this product and see a physician.
- > **Lithium-ion batteries are volatile. Rechargeable lithium-ion batteries can EXPLODE, CATCH FIRE, and/or CAUSE BURNS if disassembled, punctured,**

cut, crushed, short-circuited, incinerated, or exposed to water, fire, or high temperatures. Failure to read and follow the below instructions may result in fire, personal injury, and damage to property if charged or used improperly. Buyer assumes all risk associated with lithium-ion batteries.

If you do not agree with these conditions, please return the Cue device before use.

- > When charging the battery, do not leave the Cue device unattended.
- > Keep the Cue device away from children.
- > Lithium-ion batteries have a life cycle; please replace Cue devices with batteries over two years old.

DISCLAIMER

CUE products are not smoking cessation products and have not been tested as such, nor have the long-term effects of using this product been established. The U.S. FDA has not approved these products for any use and they are not intended to diagnose, cure, mitigate, treat or prevent any disorder, disease, or physical or mental condition. Some e-liquid products contain nicotine. Nicotine is addictive and habit forming, and it is toxic when inhaled or swallowed, or makes contact with the skin. Ingestion of the non-vaporized concentrated ingredients in the e-liquid cartridges can be poisonous.

Physical effects of nicotine may include increased heart rate and accelerated blood pressure. If the e-liquid cartridge or its contents is swallowed, seek medical assistance immediately. Cue Vapor System products are intended for the use by adults of legal smoking age (21 or older in California), and not by children, women who are pregnant or breast feeding, or persons with or at risk of heart disease, high blood pressure, diabetes or taking medicine for depression or asthma. Cue Vapor System products may not be sold to minors. Identification of all persons under 26 will be required before purchase. KEEP OUT OF REACH OF CHILDREN.

CUE 60-DAY LIMITED WARRANTY

Digirettes, Inc. warrants that, under normal use and maintenance, each new CUE Vapor Device and e-liquid cartridge (“Product” or “CUE Device”) will be free from defect in material and workmanship under normal application, installation, use and service conditions as specified in the manual, instructions, operating guidelines, and other documentation provided for a 60-day period from the date of original purchase from an authorized retailer or from CueVapor.com. If a physical defect arises and a claim is received within the Warranty Period, to the extent permitted by law, Digirettes, Inc. will exchange the Product with a product that is new or is at least a functionally equivalent product. WARRANTY COVERAGE IS LIMITED TO ORIGINAL OWNER AND EXCLUDES CERTAIN ACTIVITIES AND EVENTS.

More Information

For warranty, return and other detailed information, please visit

CueVapor.com

The logo features the word "cue" in a white, lowercase, sans-serif font. The letter "u" is stylized with a light blue, curved shape above it that resembles a cue tip. A small "TM" trademark symbol is positioned to the upper right of the "e".

cue™

VAPOR SYSTEM